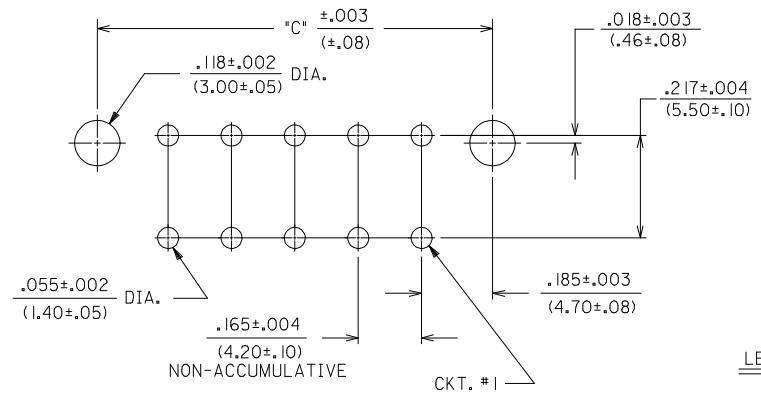
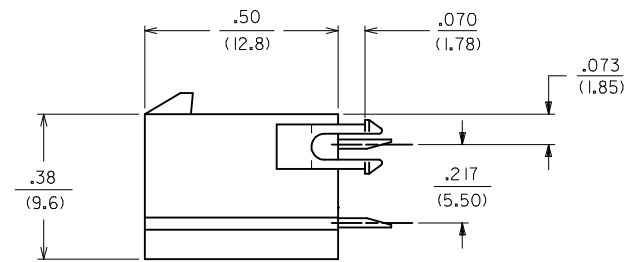


NOTES:

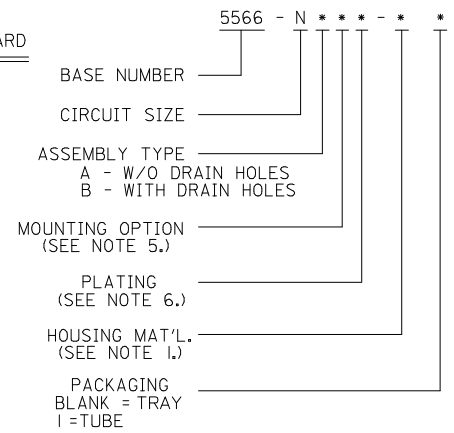
- 1) HOUSING MATERIAL:
 - "BLANK" - NYLON 6/6, U.L. 94V-2, COLOR: NATURAL.
 - 210 - NYLON 6/6, U.L. 94V-0, COLOR: NATURAL.
 - BL - NYLON 6/6, U.L. 94V-2, COLOR: DYED BLACK.
- 2) TERMINAL MATERIAL: BRASS ALLOY 260
- 3) PART MATES WITH MINI-FIT JR. RECEPTACLE #5557.
- 4) PACKAGING: SEE CHARTS
- 5) MOUNTING OPTIONS:
 - "BLANK" - NO MOUNTING (SEE SD-5566-NA AND -NB SERIES DWGS.)
 - 2 - PEG MOUNT
- 6) TERMINAL PLATING:
 - "BLANK" - .000035/(.00090) MIN. TIN OVER .000020/(.00050) MIN. COPPER.
 - *GS - .000030/(.00076) MIN. SELECT GOLD .000100/(.00254) MIN. SELECT MATTE TIN OVER .000050/(.00127) MIN. NICKEL OVERALL.
 - *GS2 - .000015/(.00038) MIN. SELECT GOLD AND .000100/(.00254) MIN. SELECT MATTE TIN OVER .000050/(.00127) MIN. NICKEL OVERALL.
 - S - .000100/(.00254) MIN. TIN OVER .000050/(.00127) MIN. NICKEL.
- *THE PRIMARY SHIPPING CARTON WILL BE LABELED "COMPLIANT TO RoHS DIRECTIVE 2002/95/EC AND ELV ANNEX II OF DIRECTIVE 2000/53/EC."
- *CARTONS WITHOUT THIS LABEL MAY CONTAIN PRODUCT WITH TIN-LEAD PLATING.
- 7) PRODUCT SPECIFICATION AND PROCESSING PARAMETERS: SEE PS-5556-001
- 8) ANTI-SHINGLING RIB MAY OR MAY NOT APPEAR ON HOUSINGS.
- 9) CONNECTORS ARE NOT TO BE MATED OR UNMATED WHILE CIRCUITS ARE LIVE.
- 10) PARTS ARE NOT DESIGNED FOR CURRENT SHARING.



RECOMMENDED HOLE LAYOUT FOR .070/(1.78) MAX. THICK P. C. BOARD
VIEWED FROM COMPONENT SIDE

CIRCUIT SIZE	DIM. "A"	DIM. "B"	DIM. "C"
2	—	.21 (5.4)	.370 (9.40)
4	.17 (4.2)	.38 (9.6)	.535 (13.60)
6	.33 (8.4)	.54 (13.8)	.701 (17.80)
8	.50 (12.6)	.71 (18.0)	.866 (22.00)
10	.66 (16.8)	.87 (22.2)	1.031 (26.20)
12	.83 (21.0)	1.04 (26.4)	1.197 (30.40)
14	.99 (25.2)	1.20 (30.6)	1.362 (34.60)
16	1.16 (29.4)	1.37 (34.8)	1.528 (38.80)
18	1.32 (33.6)	1.54 (39.0)	1.693 (43.00)
20	1.49 (37.8)	1.70 (43.2)	1.858 (47.20)
22	1.65 (42.0)	1.87 (47.4)	2.024 (51.40)
24	1.82 (46.2)	2.03 (51.6)	2.189 (55.60)

LEGEND:



4	R2
3	R2
2	R2
1	R2
SHT. REV.	

REVISED NOTES 8 EC NO: UCP2009-1336 DRAWN: JLOSTEMEIER 2008/11/24 CHKD: JBEL 2008/11/24 APPR: FSMITH 2008/11/24	QUALITY SYMBOLS ▽=0 ▽=0	GENERAL TOLERANCES (UNLESS SPECIFIED) <table border="1"> <tr> <th></th> <th>mm</th> <th>INCH</th> </tr> <tr> <td>4 PLACES ±</td> <td>---</td> <td>---</td> </tr> <tr> <td>3 PLACES ±</td> <td>---</td> <td>±.015</td> </tr> <tr> <td>2 PLACES ±</td> <td>0.38</td> <td>±.015</td> </tr> <tr> <td>1 PLACE ±</td> <td>0.38</td> <td>±---</td> </tr> </table>		mm	INCH	4 PLACES ±	---	---	3 PLACES ±	---	±.015	2 PLACES ±	0.38	±.015	1 PLACE ±	0.38	±---	DIMENSION STYLE IN/MM	SCALE 1:1	DESIGN UNITS METRIC	THIRD ANGLE PROJECTION
		mm	INCH																		
	4 PLACES ±	---	---																		
	3 PLACES ±	---	±.015																		
2 PLACES ±	0.38	±.015																			
1 PLACE ±	0.38	±---																			
DRAFT WHERE APPLICABLE MUST REMAIN WITHIN DIMENSIONS		DRAWN BY RJF 8/19/87	DATE 8/19/87	TITLE MINI-FIT JR. VERTICAL HEADER ASSEMBLIES WITH MOUNTING PEGS																	
MATERIAL NO. SEE SHTS 2-4		CHECKED BY GT 8/19/87	DATE 8/19/87	MOLEX MOLEX INCORPORATED																	
SIZE C		APPROVED BY RAS 8/19/87		DOCUMENT NO. SDA-5566-N*2*-*																	
THIS DRAWING CONTAINS INFORMATION THAT IS PROPRIETARY TO MOLEX INCORPORATED AND SHOULD NOT BE USED WITHOUT WRITTEN PERMISSION																					

